

West Bletchley Play Area Plan



1. Introduction

This proposal outlines the current play area provision within the West Bletchley Parish Council boundary. The aim of the proposal is to ensure all children have access to high quality and stimulating play spaces that can be sustainably managed. Each play area is listed by its play type and details its condition and potential. All play areas listed are presently managed by Milton Keynes Council but it is recognised that Parish and Town Councils have a key part to play in influencing decisions on the provision and future plans.

2. Rationale

Play should be at the heart of children’s everyday lives and experiences throughout childhood. Play enables children to develop their physical and learning capabilities as they grow. This proposal focuses on designated play areas within public open space that are managed by Milton Keynes Council, although it is recognised that play is not limited to designated play spaces, or that play is reliant upon the presence of equipment. However, play areas are important foci, not only for children’s play, but also for the strengthening or creation of social links which is a benefit to children, accompanying adults and the wider community. Milton Keynes adopted [Local Plan](#) (2005) sets out the standards of play and open space provision based on key National documents and local conditions:

Category	Per 1,000 population	Catchment	Characteristics
Local Play Areas	0.35 hectares	300 metres	Mainly for children up to age 8 <ul style="list-style-type: none"> • Unsupervised play close to home • Located at 500m intervals • Active Zone should be at least 20m from residential property boundaries and 30 metres from roads • Approximately 5 items of play equipment and small games area
Neighbourhood Play areas	0.6 hectares	600 metres	For all children, but emphasis on 8+ <ul style="list-style-type: none"> • For unsupervised play • Located at 1,000 metre intervals • Active Zone should be at least 40m from residential property boundaries and 30m from roads • Approximately 8 items of play equipment and ball games area, goal wall, cycle area; larger more adventurous equipment. • The inclusion of youth shelters, wheeled sports facilities and multi-games walls for teenagers is essential

In the development of early estates in Milton Keynes or existing urban areas such overarching standards did not exist and therefore both the quality and quantity of play areas varies. Many of these initial play areas are limited in their play value and due to their age require significant investment. This plan aims to identify sites that have potential for improvement and those that have limited capacity or are no longer required. By removing the latter resources can be better targeted on the remaining sites and make these in to vibrant places for the whole community.

The diagram below sets out the steps required to redesign the play provision for a given area

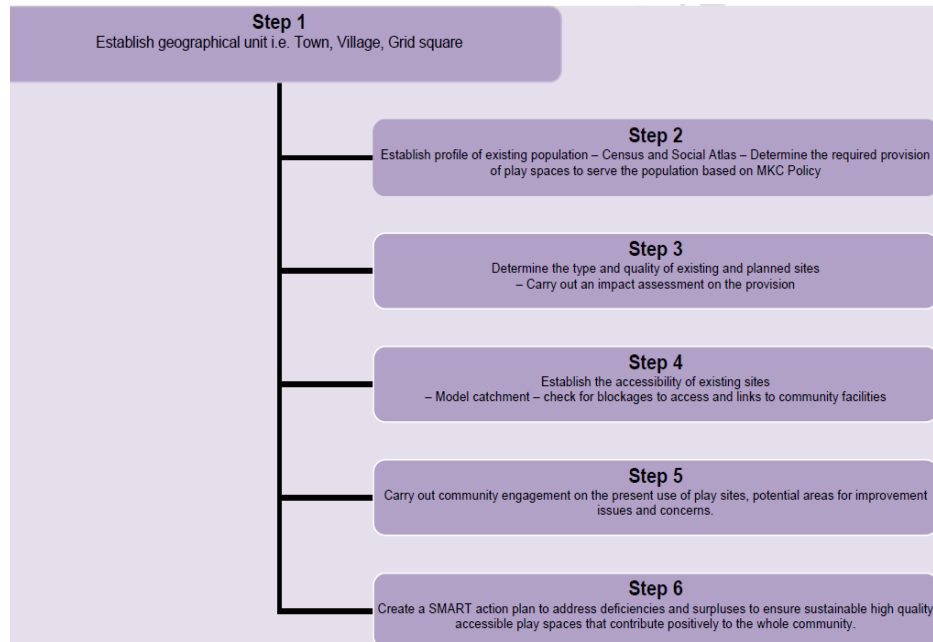


Figure 2. Play area plan process, assessment, consultation and implementation.

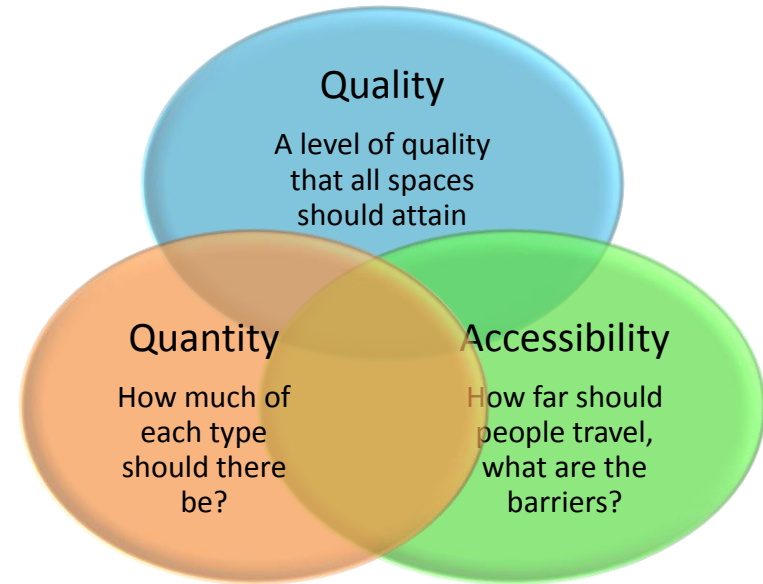


Figure 3. Play area provision for a community must meet these three criteria but a balance must be struck with the budget available. The resulting plan for an area may mean a longer walk or cycle to a play area for some residents. However, once at the play area, it will provide an attractive and stimulating space that encourages social interaction and integration of the whole community.

3. Working together

Over a number of years Milton Keynes Council has worked with communities to bring their play area provision up to date. This has led to the creation of much larger play areas that are capable of meeting the needs of the whole community providing such facilities as fitness equipment, ball courts, skate areas and a diverse range of play equipment for all ages and abilities. However, this has only been possible with the support of communities in fund raising and agreeing to reduce the numbers of small play areas, following a process of **improve and remove**. Even after the old sites have been removed there is far more play equipment than before and a much higher usage.

Case Study – Coffee Hall 2010 circa £120,000



From unloved tarmac area to “Barista Park”, working with the Parish Council, community groups and residents the play area has been transformed. It now provides exercise equipment, a skate half pipe, teen shelter, multi-use ball court, table tennis and play equipment for all ages on a grassed area. Funding for the project came from MKC’s Play Area Improvement fund with match funding from Woughton Parish and a grant from WREN (Waste Recycle Environmental).



Case Study – Conniburrow 2016 circa £120,000



The main park in Conniburrow originally had one small play area tucked away, hidden from view. Over a number of years the play area and the park has been dramatically improved, now with the community receiving Big Local funding the finishing touches are being put in place to make “Friendship Park” a space for the whole community. In turn several of the small play areas will be removed to focus maintenance and cleansing resources on this now highly used park.



West Bletchley

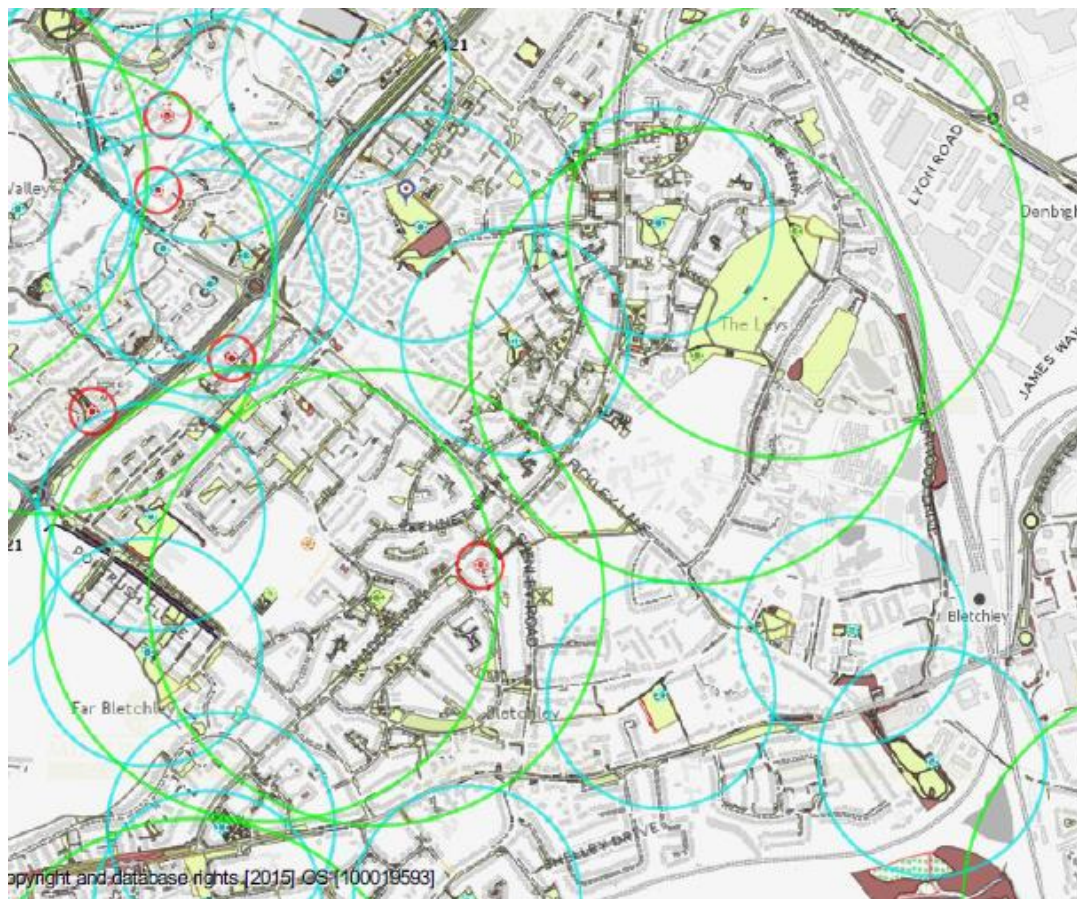


Figure 1 Location of play areas and catchment – Red doorstep, Blue Local and Green neighbourhood

TOTAL POPULATION 10,403 Total Area (Hectares) 264.2
TOTAL HOUSEHOLDS 4,185 Persons Per Hectare 39.
Approximately 1736 children below 14 years of age (Figures from 2011 census)

Site Name : BLEW03
END OF BUCKFAST
AVENUE (17 items)

Asset Type	Asset Name	Condition	Age Range	Recommendation
				Maintain recently improved - local Play area close to shops within larger grassed area
Seating	Seats	Good		
Seating	Seats	Good		
Bins	Litter Bin	Average		
Entrance	Gate Metal Bowtop	Average		
Entrance	Stile	Average		
Fencing	Bow Top Fencing	Average		
Carousel	Butterfly Roundabout	As New	Toddler Junior	
Multiplay	Large Metal and Plastic Multiplay Unit	As New	Junior Senior	
Slide	Slide	Average	Toddler Junior Senior	
Swing	Swing 2 Bay 4 Flat Seats Metal Frame	Average	Junior Senior	
Rocker	Springer Car	As New	0-2 Yrs Toddler	
Swing	Swing 2 Bay 4 Cradle Seats Metal Frame	Average	Toddler	
Signage	Signs Dog Ban & Ownership	Average		
Signage	Sign-Playground	Good		
Site	Site - BLEW03	Good		
Safer Surface	Wet Pour Surface	Good		
Hard Surface	Tarmac Surface	Average		

Site Name : BLEW04 THE
LEYS WESTMINSTER
DRIVE END (24 items)

				Maintain recently improved - main park for the area combination of play areas creates a neighbourhood facility - Potential to meet other strategic play needs
Bins	Litter Bins	Poor		
Seating	Seat	Average		
Entrance	Bow Top Self Closing Gate	Average		
Entrance	Stile	Average		
Fencing	Bow Top Fencing	Average		
Ball Play	Goal Posts x 2	Average	Junior Senior	
Carousel	Spinning Mushroom adj. Gate	Good	Toddler Junior	
Swing	Viking Swing Metal Frame	As New	Junior Senior	

Swing	Swing Barrier Panels	As New	
Multiplay	Large Metal Multiplay Unit Nexus Altitude	As New	Junior Senior
Carousel	Spinning Bowl	As New	0-2 Yrs Toddler Junior
Multiplay	Small Metal and Plastic Multiplay Unit Boat	As New	Toddler Junior
Swing	Swing 2 Bay 2 Cradle 2 Flat Seats Metal Frame	As New	0-2 Yrs Toddler Junior Senior
Rocker	Seesaw Double Width	As New	Toddler Junior
Social Play	Stepping Mushrooms and Flowers	As New	Toddler Junior
Carousel	Surf Spinner	As New	Junior Senior
Multiplay	Medium Metal Multiplay Unit (Wicksteed)	As New	Toddler Junior
Social Play	Play Mound	As New	Toddler Junior
Swing	Basket Swing Metal Frame	As New	0-2 Yrs Toddler Junior Senior
Social Play	Stepping Rings x 9	As New	Toddler Junior Senior
Agility	Stepping Spheres x 8	As New	Junior Senior
Site	Site - BLEW04	Good	
Signage	Playground Sign	As New	
Safer Surface	Wet Pour Surface	As New	

**Site Name : BLEW06 THE
LEYS SOUTH
SHAFTSBURY
CRESCENT END (27
items)**

Maintain recently improved - main park for the area combination of play areas creates a neighbourhood facility - Potential to meet other strategic play needs

Bins	Litter Bin Site A	Average	
Seating	Seats Site A	Average	
Seating	Seat-Site B	Average	
Entrance	Gate Bowtop Site B	As New	
Entrance	Stiles-Site A	Average	
Entrance	Stile-Site B	Good	
Fencing	Bow Top Fencing -Site A	Average	
Fencing	Bow Top Fencing - Site B Cental Area	Average	
Entrance	Gate-Pedestrian-Bowtop-Site A	Average	
Rocker	Rocker-Rodeo Board-Site B	Average	Junior
Swing	Swing 2 Bay 2 Cradle 2 Flat Seats Metal Frame	Average	0-2 Yrs Toddler Junior Senior

Rocker	Gyro Spiral Site B	Average	Junior Senior
Climbing	Net Climber	Good	Junior
Carousel	Double Zig Zag Twister	Good	Junior
Multiplay	Large Metal Multiplay Discovery Unit Site B	Average	Junior Senior
Slide	Slide-Freestanding-Site A	Average	Junior
Rocker	Seesaw Standing	Good	Toddler Junior Senior
Carousel	Hurricane Hanging Overhead Carousel	Good	Junior Senior
Signage	Sign-Information-Site A	Average	
Site	Site - BLEW06 A Shaftsbury End	Average	
Site	Site - BLEW06 B Central Area	Average	
Signage	Signs-Dog Ban & Ownership-Site A	Average	
Signage	Sign-Information-Site B	Good	
Safer Surface	Wet Pour Surface Site B	Average	
Safer Surface	Wet Pour Surface Site A	Average	
Hard Surface	Tarmac Surface Site A	Average	
Hard Surface	Tarmac Surface Site B	Average	

Site Name : BLEW09
AVON GROVE, OPP
NO.53 (22 items)

Maintain and improve as funds dictate - local
play area within medium density housing

Bins	Litter Bin	Poor	
Seating	Seats	Average	
Fencing	Bow Top Fencing	Average	
Entrance	Stile	Average	
Entrance	Bow Top Self Closing Gate	Average	
Swing	Swing 1 Bay 2 Flat Seats Metal Frame	Average	Junior Senior
Agility	Aeroskate	Good	Junior Senior
Rocker	Springer Stinger (Red)	Average	0-2 Yrs Toddler
Climbing	Climbing Frame	Average	Junior Senior
Carousel	Roundabout Pedal	Average	Junior
Carousel	Pirouette Rotator	As New	Junior Senior
Carousel	Spica Spinning Pole	Average	Junior Senior
Rocker	Springer Racer (Yellow)	Average	0-2 Yrs Toddler
Carousel	Spinning Bowl	Average	0-2 Yrs Toddler Junior

Swing	Swing 1 Bay 2 Cradle Seats Metal Frame	Average	0-2 Yrs Toddler
Carousel	Supernova	Good	Junior Senior
Slide	Slide	Average	Junior
Signage	Sign No Dogs & Ownership	Average	
Site	Site - BLEW09	Average	
Signage	Sign	Average	
Safer Surface	Wet Pour Surface	Average	
Hard Surface	Tarmac Surface	Average	

**Site Name : BLEW11
END OF DUNBAR CLOSE
(21 items)**

**Remove - Poor play vale - limited age range -
Alternative play facility at Tattenhoe Lane**

Seating	Wooden Bench	Average	
Bins	Litter Bin	Average	
Entrance	Gate-Metal-Bowtop	Average	
Entrance	Stile	Good	
Fencing	Bow Top Fencing	Average	
Climbing	Circular Climbing Frame-Yellow	Average	Junior
Rocker	Springer Puma	Good	0-2 Yrs Toddler
Swing	Swing Arch 1 Cradle Seat-Green	Average	0-2 Yrs Toddler
Slide	Slide	Average	Junior
Rocker	Seesaw	Good	Toddler Junior
Rocker	Springer Stinger	Average	0-2 Yrs Toddler
Carousel	Spica Spinning Pole	Average	Junior Senior
Swing	Swing Arch 1 Cradle Seat-Blue	Average	0-2 Yrs Toddler
Rocker	4 Way Springer Daisy	Poor	0-2 Yrs Toddler
Climbing	Climbing Frame-Green	Average	Junior
Signage	Sign-Dog Ban & Ownership	Average	
Site	Site - BLEW11	Average	
Signage	Sign-Playground	Good	
Hard Surface	Tarmac Surface	Average	
Safer Surface	Rubber Tiles	Poor	
Safer Surface	Wet Pour Surface	Average	

Site Name : BLEW13
 CHESTER CLOSE, ADJ
 LEWES HOUSE (13
 items)

Remove - Alternative play facility at St Clements

Seating	Seat	Average	
Bins	Sqaure Concrete Litter Bin with Lid	Average	
Fencing	Bow Top Fencing	Average	
Entrance	Gates Metal Bowtop	Average	
Swing	Swing 2 Bay 4 Flat Seats Metal Frame	Average	Junior Senior
Swing	Swing 1 Bay 2 Cradle Seats Metal Frame	Average	0-2 Yrs Toddler
Slide	Tower Slide Discovery	Poor	Toddler Junior Senior
Carousel	Medium Metal Roundabout	As New	Toddler Junior Senior
Rocker	Seesaw	Poor	Toddler Junior Senior
Site	Site - BLEW13	Average	
Signage	Signs	Average	
Safer Surface	Wet Pour Surface	Average	
Hard Surface	Tarmac Surface	Average	

Site Name : BLEW16
 CHURCH GREEN ROAD,
 ADJ NO.102 (20 items)

Maintain and enhance as needed, Local play area within small park

Seating	Seats	Average	
Seating	Picnic Table	Average	
Bins	Square Concrete Litter Bin with Lid	Average	
Entrance	Gate	Average	
Entrance	Gate Maintenance	Average	
Fencing	Bow Top Fencing	Average	
Carousel	Whirly Bird	As New	Toddler Junior
Carousel	Spinning Bowl	Average	0-2 Yrs Toddler Junior
Rocker	Springer Stinger (Red)	Average	0-2 Yrs Toddler
Carousel	Spica Spinning Pole	Average	Junior Senior
Multiplay	Medium Metal Multiplay Unit	Good	Toddler Junior

Swing	Swing 1 Bay 2 Cradle Seats Metal Frame	Average	0-2 Yrs Toddler
Swing	Swing 1 Bay 2 Flat Seats Metal Frame	Average	Junior Senior
Slide	Slide	Good	Toddler Junior
Rocker	Seesaw	Good	Toddler Junior
Signage	Playground Signs x 3	Good	
Site	Site - BLEW16	Average	
Safer Surface	Matta Safer Surface	Average	
Hard Surface	Tarmac Surface	Average	
Safer Surface	Wet Pour Surface	Average	

Site Name : BLEW17 ST
CLEMENTS DRIVE, OPP
NO. 35 (20 items)

Local park within area of open space, medium density housing

Seating	Seats	Average	
Bins	Litter Bin	Average	
Entrance	Stiles	Good	
Entrance	Maintenance Gate	Good	
Fencing	Bow Top Fencing	Good	
Entrance	Pedestrian Gate	Average	
Swing	Swing 1 Bay 2 Cradle Seats Metal Frame	Good	0-2 Yrs Toddler
Carousel	Large Traditional Roundabout	Poor	Toddler Junior Senior
Rocker	Seesaw Traditional Non Bump	Poor	Toddler Junior Senior
Rocker	Springer Hippo	Good	0-2 Yrs Toddler
Rocker	Springer Mouse	Average	0-2 Yrs Toddler
Slide	Slide Freestanding Junior	Average	Toddler Junior Senior
Swing	Swing 1 Bay 2 Flat Seats Metal Frame	Average	Junior Senior
Slide	Slide Toddler	Average	Toddler Junior
Carousel	Medium Metal Roundabout	Average	Toddler Junior Senior
Signage	Signs Dog Ban & Ownership	Average	
Site	Site - BLEW17	Average	
Safer Surface	Grass Mats	Average	
Hard Surface	Tarmac Surface	Poor	
Safer Surface	Wet Pour Surface	Poor	

Site Name : BLEW18 ST
JOHNS ROAD, BEHIND
NO.111 (15 items)

Remove - Alternative play facility in Chepstowe
local park at St Clements

Bins	Litter Bin	Average	
Seating	Bench	Average	
Entrance	Gate Maintenance	Good	
Fencing	Bow Top Fencing	Good	
Entrance	Gate Pedestrian	Average	
Carousel	Large Traditional Roundabout	Good	Toddler Junior
Rocker	Seesaw Traditional Non Bump	Good	Toddler Junior Senior
Swing	Swing 1 Bay 2 Flat Seats Metal Frame	Good	Junior Senior
Slide	Slide	Good	Toddler Junior Senior
Signage	Signs Dog Ban & Ownership	Average	
Approaches	Approach Path Tarmac	Average	
Signage	Sign	Good	
Site	Site - BLEW18	Average	
General Surface	Grassed Area	Average	
Safer Surface	Wet Pour Surface	As New	

Site Name : BLEW19
WHITELEY CRES,
BEHIND NO.17 NEWTON
RD. (17 items)

Remove - Alternative play facility in Chepstowe
local park at St Clements

Seating	Bench	Average	
Bins	Litter Bin	Average	
Entrance	Gate Self Closing	Average	
Entrance	Stile	Good	
Fencing	Bow Top Fencing	Average	
Entrance	Maintenance Gate	Good	
Ball Play	Kickabout Wall	Average	Junior Senior
Swing	Swing 1 Bay 2 Cradle Seats Metal Frame	Average	0-2 Yrs Toddler
Swing	Swing 1 Bay 2 Flat Seats Metal Frame	Poor	Junior Senior

Rocker	Seesaw	As New	Toddler Junior
Carousel	Large Roundabout	Average	Toddler Junior Senior
Slide	Slide	Average	Toddler Junior Senior
Signage	Playground Sign x 2	Good	
Site	Site - BLEW19	Good	
Signage	Signs Dog Ban & Ownership	Average	
Safer Surface	Matta Tiles	Average	
Safer Surface	Wet Pour Surface	Average	

**Site Name : BLEW20
END OF WELLINGTON
PLACE/ EIGHT BELLES
FIELD (16 items)**

Local park within area of open space however poorly accessible at present - consider future, has potential.

Seating	Seat Junior Area	Average	
Bins	Litter Bin(Toddler Area)	Good	
Bins	Litter Bin-Junior Area	Average	
Seating	Seat - Toddler Play Area	Good	
Entrance	Gate - Self Closing	Good	
Fencing	Bow Top Fencing	Good	
Carousel	Spinning Bowl	Average	0-2 Yrs Toddler Junior
Rocker	Springer Grass Hopper	As New	0-2 Yrs Toddler
Rocker	Rocker 3 Way Blazer	Good	Toddler Junior
Multiplay	Small Metal and Plastic Multiplay Unit Toddler	Good	Toddler Junior
Swing	Swing 1 Belt Seat Metal Frame	Good	Junior
Multiplay	Medium Metal Multiplay Unit	Average	Junior Senior
Signage	Sign - Information	Good	
Site	Site - BLEW20 - Toddler Play Area	Good	
Site	Site - BLEW20	Average	
Safer Surface	Wet Pour Surface	Average	

Site Name : BLEW21
 ADJ. 20 OTTER CLOSE
 (12 items)

Remove - Poor play vale - limited age range -
 Alternative play facility at Trafalgar Ave Hurst
 and Tattenhoe Lane

Seating	Seats	Average	
Bins	Litter Bin	Average	
Fencing	Fence-Timber	Average	
Fencing	Bow Top Fencing	Good	
Entrance	Gate-Metal-Bowtop	Good	
Swing	Swing Arch 1 Flat Seat	Poor	Junior
Rocker	Seesaw	Poor	Toddler Junior
Agility	Balance Logs	Poor	Junior Senior
Signage	Sign-Playground	Good	
Site	Site - BLEW21	Poor	
Safer Surface	Wet Pour Surface	Average	
Hard Surface	Tarmac Surface	Poor	

Site Name : BLEW22
 END OF TRAFALGAR
 AVENUE (19 items)

Good local play area - maintain

Bins	MKC Double Bin	As New	
Seating	Seat	Average	
Entrance	Gate-Metal-Bowtop	Average	
Fencing	Bow Top Fencing	Average	
Multiplay	Large Metal Mutiplay Unit	As New	Junior Senior
Rocker	Springer Stinger (Red)	Average	0-2 Yrs Toddler
Rocker	Seesaw	Average	Toddler Junior
Swing	Swing 1 Bay 2 Flat Seats Metal Frame	Average	Junior Senior
Rocker	Springer Car	Average	0-2 Yrs Toddler
Carousel	Spica Spinning Pole	Average	Junior Senior
Carousel	Roundabout	Average	Junior Senior
Carousel	Spinning Bowl	Poor	0-2 Yrs Toddler Junior
Rocker	Springer Racer (Yellow)	Average	0-2 Yrs Toddler
Swing	Swing 1 Bay 2 Cradle Seats Metal Frame	Average	0-2 Yrs Toddler
Site	Site - BLEW22	Average	
Safer Surface	Wet Pour Surface Rocker Car	Good	

Safer Surface	Wet Pour Surface Roundabout	Good	
Hard Surface	Tarmac Surface	Average	
Safer Surface	Wet Pour Surface	Average	

Site Name : BLEW23 BY WHADDON WAY SHOPS (9 items)

Remove - Poor play vale - limited age range - Consider developing play facilities at Rickely Park

Bins	Litter Bins	Average	
Seating	Seats	Average	
Rocker	Springer Racer (Red)	Average	0-2 Yrs Toddler
Rocker	Springer Stinger (Yellow)	Average	0-2 Yrs Toddler
Rocker	Springer Puma	Average	0-2 Yrs Toddler
Rocker	Springer Fish	As New	0-2 Yrs Toddler
Site	Site - BLEW23	Average	
Safer Surface	Wet Pour Surface	Average	
General Surface	Block Paving	Average	

Site Name : BLEW24 CHEPSTOW DRIVE, END OF WETHERBY GDNS (35 items)

Maintain and improve as required Forms part of this important neighbourhood park.

Bins	Litter Bin	Average	
Seating	Seat-Adj. to Litter Bin	Average	
Seating	Picnic Table	Average	
Bins	Litter Bin-Dual Recycling	Good	
Entrance	Stile-Junior Area	Good	
Entrance	Gate-Maintenance-Junior Area	Good	
Fencing	Bow Top Fencing -Toddler Area	Good	
Entrance	Gate-Entrance-Junior Area	Good	
Fencing	Bow Top Fencing -Junior Area	Good	
Entrance	Gates-Toddler Area	Average	
Multiplay	Large Wooden Multiplay Unit Junior	Average	Junior Senior
Swing	Swing 2 Bay 4 Flat Seats Metal Frame	Poor	Junior Senior
Swing	Swing Arch 1 Cradle Seat(Yellow)	Good	0-2 Yrs Toddler
Rocker	Springer Parrot	As New	0-2 Yrs Toddler
Carousel	Spica Spinning Pole	Average	Junior Senior
Social Play	Play Panel	Average	Toddler Junior

Rocker	Seesaw	Average	Toddler Junior
Multiplay	Large Metal Multiplay Unit Canopus	Good	Junior Senior
Agility	Balance Beams x 4	Poor	Junior Senior
Multiplay	Medium Metal Multiplay Unit Double Giro	Average	Junior Senior
Rocker	Springer Duck	As New	0-2 Yrs Toddler
Slide	Slide with Access Tower Toddler	Good	Toddler Junior
Swing	Swing Arch 1 Cradle Seat(Red)	Average	0-2 Yrs Toddler
Rocker	Springer Chicken	As New	0-2 Yrs Toddler
Multiplay	Medium Wooden Multiplay Toddler	Good	Toddler Junior
Carousel	Supernova	Good	Junior Senior
Carousel	Spinning Bowl	Average	0-2 Yrs Toddler Junior
Site	Site - BLEW24	Average	
Signage	Sign-Information-Junior Area	Good	
Signage	Signs-Information-Toddler Area	Good	
Hard Surface	Tarmac Surface Junior Area	Average	
Safer Surface	Wet Pour Surface Junior Area	Average	
Hard Surface	Tarmac Surface Toddler Area	Average	
Hard Surface	Block Paving-Toddler Area	Average	
Safer Surface	Wet Pour Surface Toddler Area	Average	

**Site Name : BLEW25
CHEPSTOW DRIVE, END
OF WETHERBY GDNS (7
items)**

Maintain and improve as required. Forms part of this important neighbourhood park.

Bins	Litter Bin	Average	
Shelter	Shelter	Average	
Ball Play	Goal Posts x 2	Poor	Junior Senior
Ball Play	Basketball Post	Average	Junior Senior
Site	Site - BLEW25	Average	
Hard Surface	Tarmac Surface Ball Play Area	Average	
Hard Surface	Tarmac Surface to Shelter	Average	

**Site Name : BLEW26
CHEPSTOW DRIVE, OFF
BLAYDON CLOSE (17
items)**

Maintain and improve as required Forms part of this important neighbourhood park.

Bins	Litter Bin	Average	
Seating	Seat (Riva)	Average	

Fencing	Bow Top Fencing	Good	
Entrance	Stiles	Average	
Entrance	Gate Entrance Metal-Bowtop	Average	
Swing	Swing 1 Bay 2 Flat Seats Metal Frame	Average	Junior Senior
Rocker	Rocker Large Dolphin	As New	Toddler Junior
Carousel	Carousel-Speed Giro J2400	Average	Junior
Carousel	Spinning Bowl	Good	0-2 Yrs Toddler Junior
Multiplay	Large Metal Multiplay Unit	Average	Toddler Junior Senior
Swing	Swing 1 Bay 2 Cradle Seats Metal Frame	Average	0-2 Yrs Toddler
Signage	Sign Play Area	Good	
Site	Site - BLEW26	Good	
Safer Surface	Wet Pour Surface Old Play Equipment	Poor	
Hard Surface	Concrete Paving	Average	
Safer Surface	Wet Pour Surface New Equipment	Good	
Hard Surface	Tarmac Surface	Average	

Site Name : BLEW27
HUNSTANTON WAY (17
items)

Remove - Limited play value and alternative play
facility at Tattenhoe lane

Bins	Litter Bin	Average	
Seating	Seats	Average	
Entrance	Gates-Metal-Bowtop	Average	
Fencing	Bow Top Fencing	Average	
Climbing	Climbing Frame (3 Group)	Average	Junior
Rocker	Springer Car	As New	0-2 Yrs Toddler
Slide	Slide	Average	Toddler Junior
Rocker	Springer Seal	As New	0-2 Yrs Toddler
Swing	Swing 1 Bay 2 Flat Seats Metal Frame	Average	Junior Senior
Rocker	Seesaw Traditional Non Bump	Average	Toddler Junior Senior
Swing	Swing 1 Bay 2 Cradle Seats Metal Frame	Good	0-2 Yrs Toddler
Rocker	Seesaw	Good	Toddler Junior
Signage	Playground Sign	Good	
Signage	Signs-Dog Ban & Ownership	Average	
Site	Site - BLEW27	Average	

Site Name : BLEW28
DERWENT DRIVE
YOUTH CENTRE (10
items)

General Surface	Tarmac Surface	Average	
Safer Surface	Wet Pour Surface	Average	

Maintain

Seating	Seats	Average	
Cycle Racks	Cycle Racks	Average	
Bins	Litter Bins	Average	
Entrance	Chicane Entrance	Good	
Entrance	Maintenance Gate	Good	
Ball Play	MUGA Basketball and Goal Double Ended Enclosed	Average	Junior Senior
Site	Site - BLEW28	Average	
Signage	Playground Sign	Average	
Hard Surface	Tarmac Surface outside of MUGA	Good	
Ball Play Surface	Tarmac Surface to MUGA	Average	

Neighbourhood facility - maintain

Site Name : BLEW29
TATTENHOE LANE REAR
OF RAFA CLUB (27 items)

Bins	Litter Bins	Good	
Entrance	Large Concrete Archways	Poor	
Ball Play	MUGA Basket Ball and Goal Double Ended Enclosed	Good	Junior Senior
Outdoor Fitness	Fitness Cross Trainer	Good	Senior
Outdoor Fitness	Fitness Seated Leg Press	Good	Senior
Outdoor Fitness	Fitness Waist Movement Machine	Good	Senior
Outdoor Fitness	Fitness Rider	Good	Senior
Agility	Tunnel - (Concrete)	Good	Toddler Junior Senior
Swing	Basket Swing Wooden Frame	Good	0-2 Yrs Toddler Junior Senior
Climbing	Climbing Cylinders - (Concrete)	Poor	Junior Senior
Carousel	Spinning Bucking Bronco	Good	0-2 Yrs Toddler
Rocker	Seesaw Multipondo	Good	Junior Senior
Agility	Stepping Mushrooms to fitness area	Good	Toddler Junior

Rocker	Mobilus	Good	Junior Senior
Cableway	Cable Runway	Good	Junior Senior
Carousel	Spinning Dish	Good	Junior
Wheel Play	Large Concrete Skate/BMX Facility	Average	Junior Senior
Approaches	Approach Path Tarmac	Average	
Signage	Banner Sign on Flag Pole	As New	
Signage	Playground Sign	Good	
Site	Site - BLEW29	As New	
Signage	Playground Sign to MUGA	Good	
Ball Play Surface	Tarmac Surface MUGA	Average	
Safer Surface	Grass Mat	Average	
General Surface	Grassed Area	Average	
Safer Surface	Wet Pour Surface	Average	
Hard Surface	Tarmac Surface Fitness Area	Average	

Site Name : BLEW30 END OF DOWNING CLOSE (15 items)

Good local play area - maintain

Bins	Litter Bins x 2	Average	
Seating	Seats	Average	
Fencing	Chain Link Fence	Poor	
Entrance	Pedestrian Gate Single	Average	
Entrance	Pedestrian/Maintenance Gate x 3	Average	
Fencing	Bow Top Fencing	Average	
Climbing	Climbing Frame	Good	Junior Senior
Slide	Tower Slide	Good	Junior
Swing	Basket Swing Metal Frame	Average	0-2 Yrs Toddler Junior Senior
Rocker	Seesaw	Average	Toddler Junior
Carousel	Medium Roundabout	Good	Toddler Junior
Signage	Signs x3	Average	
Site	Site - BLEW30	Average	
Hard Surface	Hard Surface Stonecrete	Poor	
Safer Surface	Matta Grass Tiles	Average	

Site Name : BLEW31 END OF YORKSHIRE CLOSE (11 items)

Good local play area - maintain

Bins	MKC Double Derby Bin	Good	
Seating	Wooden Bench with Back x 2	Good	
Agility	Hammock Swing	Good	Junior Senior
Swing	Basket Swing Wooden Frame	Good	0-2 Yrs Toddler Junior Senior
Carousel	Spinning Bowl	Good	0-2 Yrs Toddler Junior
Agility	Boulders	Average	
Agility	Stepping Logs	Good	Toddler Junior
Multiplay	Large Wooden Multiplay Rope Climber with Slide	Good	Junior Senior
Site	Site - BLEW31	Good	
Signage	MKC Sign on a Post	As New	
Safer Surface	Grass Matting To All Equipment	Good	

Site Name : BLEW32 THE LEYS CENTRAL MUGA AREA (12 items)

Maintain recently improved - main park for the area combination of play areas creates a neighbourhood facility - Potential to meet other strategic play needs

Bins	MKC Double Derby Bin	As New	
Seating	Over Sized Wooden Bench Feature	As New	
Ball Play	MUGA Basketball and Goal Double End	Good	Junior Senior
Outdoor Fitness	Fitness Cross Trainer	Good	Senior
Outdoor Fitness	Fitness Hand Bike	Good	Senior
Outdoor Fitness	Zone Fitness Station	Good	Senior
Outdoor Fitness	Fitness Recumbent Bike	Good	Senior
Site	Site - BLEW32	Good	
General Surface	Grassed Surface to MUGA	Average	
Ball Play Surface	Tarmac to Basketball Shoot	Average	
Ball Play Surface	Matta-Grass Mat to Goal	Average	
Safer Surface	Fitness Equipment Surface Eco Mulch	Average	